

Key: 2701

Town of CHATHAM - Fiscal Year 2024

9/7/2023 9:38 am SEQ #: 2.917

LEGALS

CURRENT OWNER				PARCEL ID				LOCATION			
CHASE KENNETH J & NANCYELLEN 10 MOUNTAIN AVE WAKEFIELD, MA 01880				14H-31-29				274 STONY HILL RD			
TRANSFER HISTORY				DOS	T	SALE PRICE	BK-PG (Cert)				
CHASE KENNETH J & NANCYEL				05/16/1984	QS	96,500	(96532)				


CLASS	CLASS%	DESCRIPTION			BN ID	BN	CARD	
1090	100	MULTIPLE HSES				1	1 of 2	
PMT NO	PMT DT	TY	DESC	AMOUNT	INSP	BY	1st	%
12-025	01/23/2012	11	Window Rplc	20,000	07/19/2013	SF	100	100
12-006	01/09/2012	10	Reroof	4,000	07/19/2013	SF	100	100
	02/22/2011	50	Meas & List			CE	100	100
10-031	02/01/2010	5	Demolitions	3,500	02/22/2011		100	100
10-032	02/01/2010	4	Outbuildings	25,000	02/22/2011		100	100

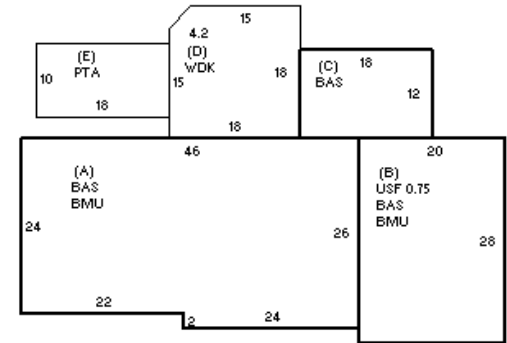
LAND

CD	T	AC/SF/UN	Nbhd	Inf1	Inf2	ADJ BASE	SAF	Inf3	Lpi	VC	CREDIT AMT	ADJ VALUE				
100	S	27,405	NC	1.00	100	1.00	100	1.00	604,725	1.36	MDW	1.10	MR2	1.50		519,010

TOTAL	27,405 SF	ZONING	R40	FRNT	0	ASSESSED	CURRENT	PREVIOUS
Nbhd	NORTH CHATHAM	NOTE	LAND	519,000	432,500			
Inf1	100		BUILDING	604,500	556,800			
Inf2	100		DETACHED	23,800	22,600			
			OTHER	145,400	125,500			
			TOTAL	1,292,700	1,137,400			

DETACHED

TY	QUAL	COND	DIM/NOTE	YB	UNITS	ADJ PRICE	RCNLD	PHOTO	07/19/2013
GUL	A	1.00	10 0.90	2010	528	50.00	23,800		



BUILDING

BUILDING	CD	ADJ	DESC	MEASURE	LIST	REVIEW	8/6/2013	DD
MODEL	1		RESIDENTIAL					
STYLE	4	1.00	CAPE [100%]					
QUALITY	A	1.00	AVERAGE [100%]					
FRAME	1	1.00	WOOD FRAME [100%]					

BLDG COMMENTS	

G

YEAR BLT	1950	SIZE ADJ	1.000	ELEMENT	CD	DESCRIPTION	ADJ	S	BAT	T	DESCRIPTION	UNITS	YB	ADJ PRICE	RCN	TOTAL RCN	711,225	
NET AREA	2,348	DETAIL ADJ	1.030	FOUNDATION	4	FLR & WALL	1.00	+	BMU	N	BSMT UNFINISHED	1,712		65.42	112,006	CONDITION ELEM	CD	
\$NLA(RCN)	\$303	OVERALL	1.000	EXT. COVER	1	WOOD SHINGLE	1.00	A	BAS	L	BAS AREA	1,152	1950	245.48	282,792	EXTERIOR		
CAPACITY			UNITS	ADJ	ROOF SHAPE	1	GABLE	1.00	B	BAS	L	BAS AREA	560	2006	245.48	137,468	INTERIOR	
STORIES	1.75	1.00	ROOF COVER	1	ASPH/CMP SHIN	1.00	1.00	B	USF	L	UP-STRY FIN	420	2006	208.30	87,485	KITCHEN		
ROOMS	0	1.00	FLOOR COVER	23	SOFTWD/CARPET	1.00	1.00	C	BAS	L	BAS AREA	216	2008	245.48	53,023	BATHS		
BEDROOMS	3	1.00	INT. FINISH	2	DRYWALL	1.00	1.00	D	WDK	N	WOOD DECK	320		58.40	18,688	HEAT		
FULL BATHS	3	1.00	HEATING/COOL	9	WARM/COOL AIR	1.03	1.03	E	PTA	N	PATIO/STOOP	180		17.90	3,222	ELECT		
1/2 BATHS	1	1.00	FUEL SOURCE	1	OIL	1.00	1.00	F11	O	FPL 1S 1OP	1		7,477.00	7,477				
FIXTURES	11	\$9,064																
UNITS	1	1.00																
																EFF.YR/AGE	2007 / 15	
																COND	15 15 %	
																FUNC	0	
																ECON	0	
																DEPR	15 % GD 85	
																RCNLD	\$604,500	

Key: 2701

Town of CHATHAM - Fiscal Year 2024

9/7/2023 9:38 am SEQ #: 2.918

LEGALS

CURRENT OWNER		PARCEL ID	LOCATION		
CHASE KENNETH J & NANCYELLEN 10 MOUNTAIN AVE WAKEFIELD, MA 01880		14H-31-29	274 STONY HILL RD		
TRANSFER HISTORY		DOS	T	SALE PRICE	BK-PG (Cert)

CLASS	CLASS%	DESCRIPTION			BN ID	BN	CARD
1090	100	MULTIPLE HSES				2	2 of 2
PMT NO	PMT DT	TY	DESC	AMOUNT	INSP	BY	1st %

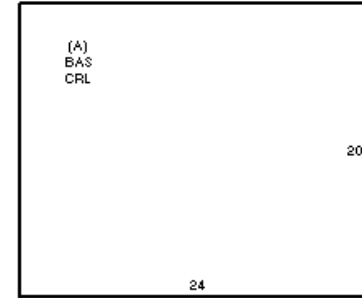
LAND

CD	T	AC/SF/UN	Nbhd	Inf1	Inf2	ADJ BASE	SAF	Inf3	Lpi	VC	CREDIT AMT	ADJ VALUE
----	---	----------	------	------	------	----------	-----	------	-----	----	------------	-----------

TOTAL	ZONING	FRNT	ASSESSED	CURRENT	PREVIOUS
Nbhd	NOTE		LAND BUILDING DETACHED OTHER TOTAL	145,400	
Inf1					
Inf2					

DETACHED

TY	QUAL	COND	DIM/NOTE	YB	UNITS	ADJ PRICE	RCNLD
----	------	------	----------	----	-------	-----------	-------



BUILDING

BUILDING	CD	ADJ	DESC	MEASURE	REVIEW	2/25/2019	APK
MODEL	1		RESIDENTIAL	LIST			
STYLE	6	0.85	COTTAGE [100%]				
QUALITY	A	1.00	AVERAGE [100%]				
FRAME	1	1.00	WOOD FRAME [100%]				

BLDG COMMENTS

G

YEAR BLT	1958	SIZE ADJ	1.000	ELEMENT	CD	DESCRIPTION	ADJ	S	BAT	T	DESCRIPTION	UNITS	YB	ADJ PRICE	RCN	TOTAL RCN	165,236		
NET AREA	480	DETAIL ADJ	0.850	FOUNDATION	3	FOUND WALL	1.00	A	CRL	N	CRAWL SPACE	480		26.91	12,917	CONDITION ELEM	CD		
\$NLA(RCN)	\$344	OVERALL	1.000	EXT. COVER	1	WOOD SHINGLE	1.00	A	BAS	L	BAS AREA	480	1958	300.12	144,057	EXTERIOR	V		
CAPACITY		UNITS	ADJ	ROOF SHAPE	1	GABLE	1.00		GFP	O	GAS LOG/FP/E FP	1		6,222.00	6,222	INTERIOR	V		
STORIES	1	1.00		ROOF COVER	1	ASPH/CMP SHIN	1.00									KITCHEN	V		
ROOMS	0	1.00		FLOOR COVER	2	SOFTWOOD	1.00									BATHS	G		
BEDROOMS	1	1.00		INT. FINISH	5	OTHER	1.00									HEAT	U		
FULL BATHS	1	1.00		HEATING/COOL	1	FORCED AIR	1.00									ELECT	U		
1/2 BATHS	0	1.00		FUEL SOURCE	2	GAS	1.00												
FIXTURES	3	\$2,040																	
UNITS	1	1.00																	
																EFF.YR/AGE	2010 / 12		
																COND	12 12 %		
																FUNC	0		
																ECON	0		
																DEPR	12 % GD 88		
																RCNLD	\$145,400		